

Universal Remote

RM4C pro



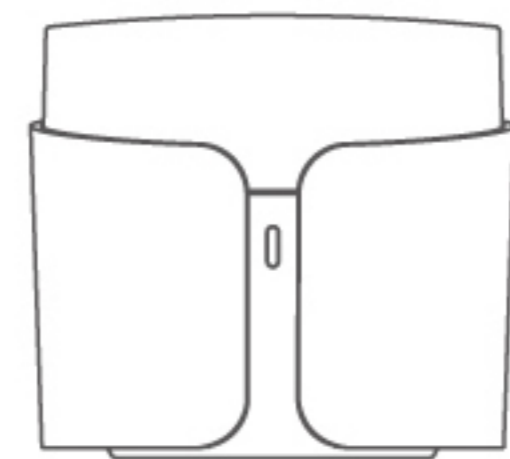
Q | mybestcon

support: www.mybestcon.com/support

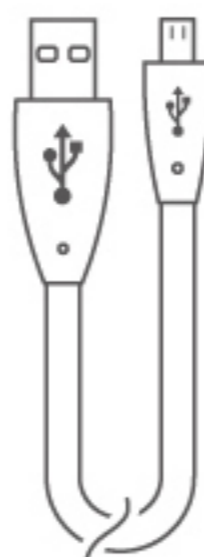
e-mail: support@mybestcon.com

Overview

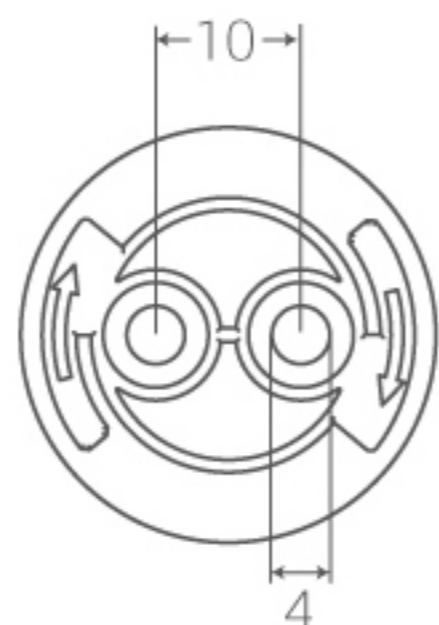
After opening package, please check contents as below (unit:mm).



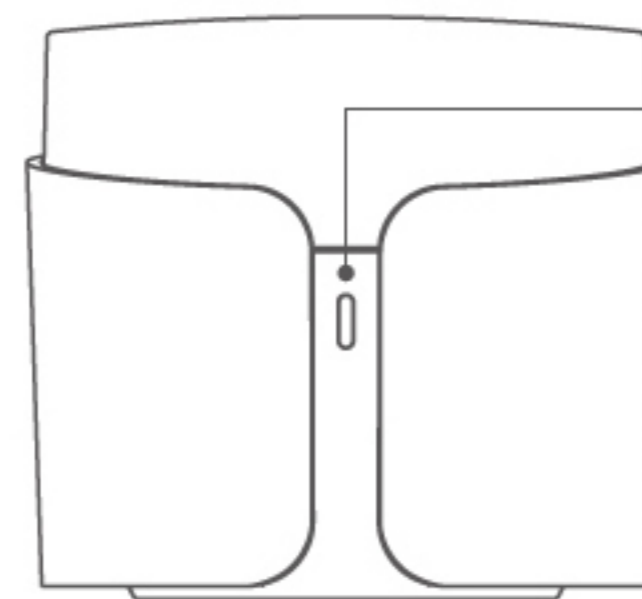
RM4C pro
size: 45.7 x 45.7 x 50.1mm



USB cable
overall length: 1000±50



Mounting board
size: 28.5 x 28.5 x 5mm

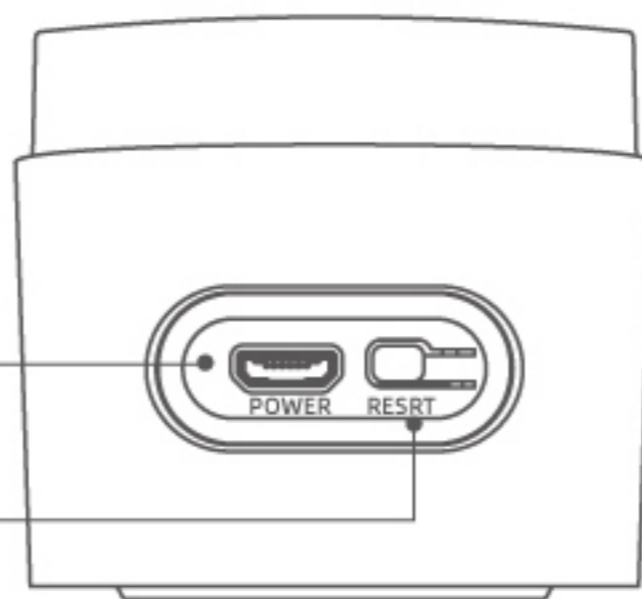


Front

LED indicator

Power input
(Micro USB)

Reset button



Back

Indications

Status	Indication
Flashes quickly (5 times/sec)	Device is in Smart Setup mode (waiting to be added).
Flashes intermittently	Device is in AP Setup mode (waiting to be added)
Flashes slowly then off	Device is being set up and added to network
Flashes slowly continuously	Device is failed to connect to network or disconnected from network
Flash once	IR signal is sent

• Reset for AP Setup

When the device is in any conditions, press and hold the reset button for 5s until the LED flashes intermittently.
DO NOT hold longer than 10s, otherwise it will go to Smart Setup mode.

• Reset for Smart Setup

When the device is in any conditions, press and hold the reset button for 10s until the LED flashes quickly.

Troubleshooting

1. I can't add the device in APP, I don't know what is the problem?

Make sure your Wi-Fi network is 2.4GHz and password contains no more than 32 non-special characters. Make sure there are not too many devices in network (no more than 15 normally including Phones. Pads, Laptops...).

2. I tried learning code but always failed. How can I do?

- Please refer to the instruction before learning to identify the type of your physical remote and make correct selection.
- During IR learning you should short press the button on your physical remote while during RF learning you should long press the button.

3. I can't find the device in Alexa and Google Home App. How can I do?

- Alexa and Google Home will recognize sub-devices (IR and RF devices) not universal remote itself.
- Make sure the IR and RF devices can be controlled from external networks in BroadLink App before discovering in Alexa and Google Home.

Important notices

- Please choose the proper adapter which output power is 5V DC 1A.
- For indoor use in dry environment only.
- Keep clear space with the device.