

Zero Configuration

Zero Configuration is powered by FastCon™ technology



- The first FastCon™ device needs to be configured to network as usual (refer to "Add Device").
- When you power on a new FastCon™ device, it will be automatically discovered and shown in App. Please follow the prompt in App to accept and add the device.

Works with Google/Alexa/IFTTT

- Make sure the device can be remotely controlled from external networks (e.g. 4G).

- In Google/Alexa/IFTTT App, enable the skill/service named "BroadLink", link account and discover devices.

NOTE:

- You need to discover devices again in Alexa App or link account again in Google App if the device has been reset.

- The supported regions, languages and voice control commands are subject to changes due to upgrading on skills/services and policies of third-party platforms.

- You can find available voice control commands in App for supported devices.

FAQs

1. What should I do when I fail to configure the device?

- Make sure your network condition is fully compliant with requirement stated in "Prepare App".

- Make sure there are not too many devices connected to router (normal home router can hold no more than 15 devices including phones, computers, smart TVs...)

- Try AP configuration if it is needed.

2. Will others find my devices?

- Only the user added to your home member and assigned with permission can access to authorized devices.

Important Notices

- For indoor use in dry environment only.
- Keep clear space with IR appliances.

FCC Radiation Exposure Statement

- Contains FCC ID: 2ACDZ-BL3336-P
- This device complies with Part 15 of the FCC Rules. Operation is subject to the following two conditions:
- This device may not cause harmful interference, and this device must accept any interference received, including interference that may cause undesired operation.



web: www.ibroadlink.com

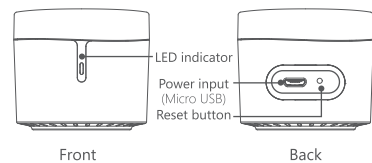
BroadLink

Universal Remote

RM4 mini | Quick Start Guide

Overview

RM4 mini x 1



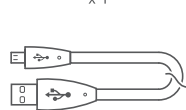
Front
size: 48 x 48 x 43.2mm

Mounting board x 1



size: 28.5 x 28.5 x 5mm

USB cable x 1



overall length: 1m

Indications

Status	Indication
Flashes quickly (2-3 times / sec)	Device is in smart configuration mode (waiting to be added).
Flashes quickly and off alternatively	Device is in AP configuration mode (waiting to be added)
Flashes from quickly to slowly then off	Device is being configured and then added to network.
Flashes slowly (once / sec)	Device is failed to connect network
Flash once	IR signal is sent

Reset for Smart Configuration

- Press and hold the reset (on/off) button using a needle for 6s until the LED flashes quickly. DO NOT hold longer than 10s, otherwise it will go to AP configuration mode.

Reset for AP Configuration

- In any conditions, press and hold the reset (on/off) button using a needle for 10s until the LED flashes quickly and off alternatively.

Prepare App

- Download "BroadLink" App from the App Store or Google Play by searching or scanning the QR code.
- Open the App, sign up an account and follow the wizard to set up your home for first use.

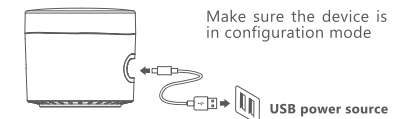


NOTE:

- Make sure your phone is connected to 2.4GHz Wi-Fi network before adding device (5GHz is not supported).

- The Wi-Fi password should contain no more than 32 characters and no special characters which are not available on standard keyboard layout.

Add Device



- Power on the device. If it is in first time use, it will be in smart configuration mode automatically, otherwise you may need to reset it.
- When the device is in smart configuration mode, follow the wizard in App to add device, name it and assign it to a room.
- If you have difficulties to add device in smart configuration mode, please refer to **Indications** to try AP configuration.
- In device page, tap "Add remote" and follow the wizard to add a virtual remote for your IR or RF device.
- If any button is not functional, please select "Learn buttons" from menu in remote panel and tap the button to start learning until the button is tested working.

BroadLink

Global Hotline
24H 5 x 24h Mon-Fri

North America
+1-40-4476-4482

Europe
+33-4-81-68-12-80

India & UAE
1800-103-6262 (Toll Free)

Other Asian Countries
+91-1800-103-6262

Latin America
+55-11-4118-4618

Australia & New Zealand
+61-2-4067-5400